

HTR3A Antibody

Catalog No: #32946

Package Size: #32946-1 50ul #32946-2 100ul

Orders: order@signalwayantibody.comSupport: tech@signalwayantibody.com

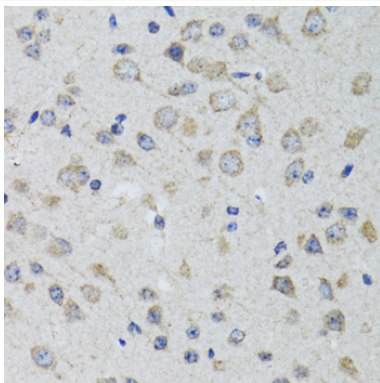
Description

Product Name	HTR3A Antibody
Host Species	Rabbit
Clonality	Polyclonal
Isotype	IgG
Purification	Affinity purification
Applications	WB,IHC
Species Reactivity	Human,Mouse,Rat
Specificity	The antibody detects endogenous level of total HTR3A protein.
Immunogen Type	Recombinant Protein
Immunogen Description	Recombinant fusion protein of human HTR3A (NP_000860.2).
Target Name	HTR3A
Other Names	HTR3A;5-HT-3;5-HT3A;5-HT3R;5HT3R;HTR3
Accession No.	Uniprot:P46098GeneID:3359
Uniprot	P46098
GeneID	3359
SDS-PAGE MW	55kDa
Concentration	1.0mg/ml
Formulation	PBS with 0.02% sodium azide,50% glycerol,pH7.3.
Storage	Store at -20°C. Avoid freeze / thaw cycles.

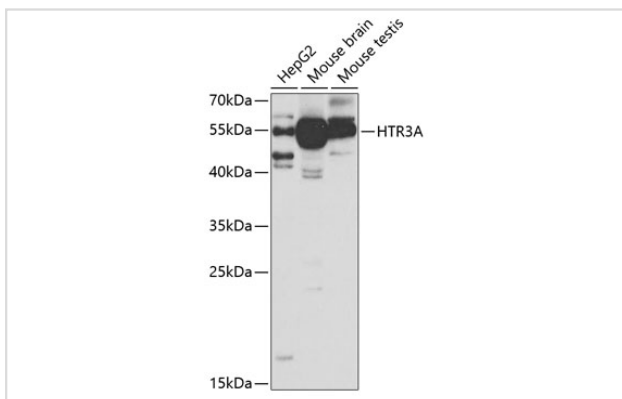
Application Details

WB □ 1:500 - 1:2000 IHC □ 1:50 - 1:200

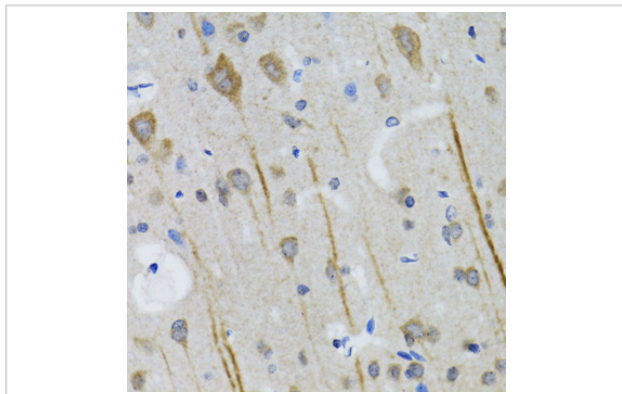
Images



Immunohistochemistry of paraffin-embedded rat brain using HTR3A antibody.



Western blot analysis of extracts of various cell lines, using HTR3A antibody.



Immunohistochemistry of paraffin-embedded mouse brain using HTR3A antibody.

Background

The product of this gene belongs to the ligand-gated ion channel receptor superfamily. This gene encodes subunit A of the type 3 receptor for 5-hydroxytryptamine (serotonin), a biogenic hormone that functions as a neurotransmitter, a hormone, and a mitogen. This receptor causes fast, depolarizing responses in neurons after activation. It appears that the heteromeric combination of A and B subunits is necessary to provide the full functional features of this receptor, since either subunit alone results in receptors with very low conductance and response amplitude. Alternatively spliced transcript variants encoding different isoforms have been identified.

Note: This product is for in vitro research use only