

NCOA4 Antibody

Catalog No: #32981

Package Size: #32981-1 50ul #32981-2 100ul

Orders: order@signalwayantibody.comSupport: tech@signalwayantibody.com

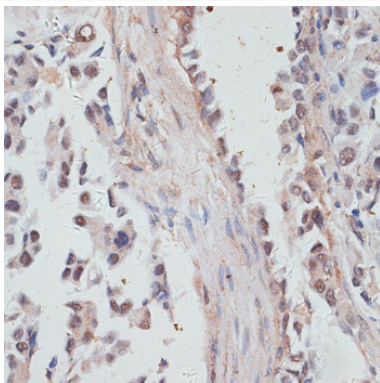
Description

Product Name	NCOA4 Antibody
Host Species	Rabbit
Clonality	Polyclonal
Purification	Antibodies were purified by affinity purification using immunogen.
Applications	WB,IHC,IF
Species Reactivity	Human,Mouse,Rat
Specificity	The antibody detects endogenous level of total NCOA4 protein.
Immunogen Type	Recombinant Protein
Immunogen Description	Recombinant protein of human NCOA4.
Target Name	NCOA4
Other Names	RFG; ELE1; PTC3; ARA70;
Accession No.	Swiss-Prot:Q13772NCBI Gene ID:8031
Uniprot	Q13772
GeneID	8031;
SDS-PAGE MW	69KD
Concentration	1.0mg/ml
Formulation	Supplied at 1.0mg/mL in phosphate buffered saline (without Mg ²⁺ and Ca ²⁺), pH 7.4, 150mM NaCl, 0.02% sodium azide and 50% glycerol.
Storage	Store at -20°C

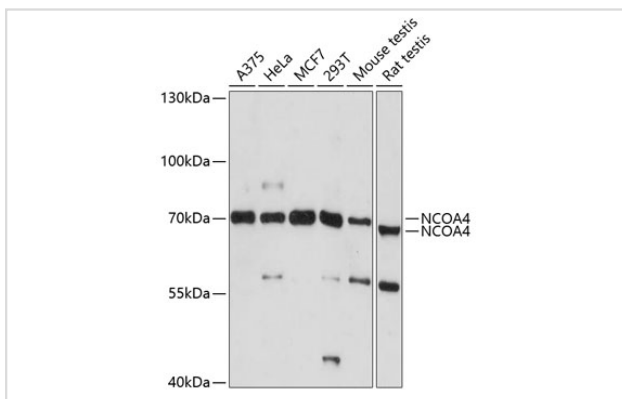
Application Details

WB □ 1:500 - 1:2000 IHC □ 1:50 - 1:100 IF □ 1:50 - 1:200

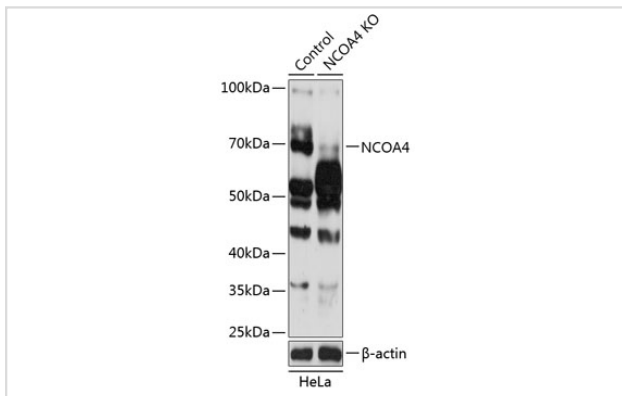
Images



Immunohistochemistry of paraffin-embedded human lung cancer using NCOA4 at dilution of 1:100 (40x lens).



Western blot analysis of extracts of various cell lines, using NCOA4 at 1:1000 dilution.



Western blot analysis of extracts from normal (control) and NCOA4 knockout (KO) HeLa cells, using NCOA4 at 1:1000 dilution.

Background

This gene encodes an androgen receptor coactivator. The encoded protein interacts with the androgen receptor in a ligand-dependent manner to enhance its transcriptional activity. Chromosomal translocations between this gene and the ret tyrosine kinase gene, also located on chromosome 10, have been associated with papillary thyroid carcinoma. Alternatively spliced transcript variants have been described. Pseudogenes are present on chromosomes 4, 5, 10, and 14.

Note: This product is for in vitro research use only