

## RUVBL1 Antibody

Catalog No: #32994

Package Size: #32994-1 50ul #32994-2 100ul

Orders: [order@signalwayantibody.com](mailto:order@signalwayantibody.com)Support: [tech@signalwayantibody.com](mailto:tech@signalwayantibody.com)

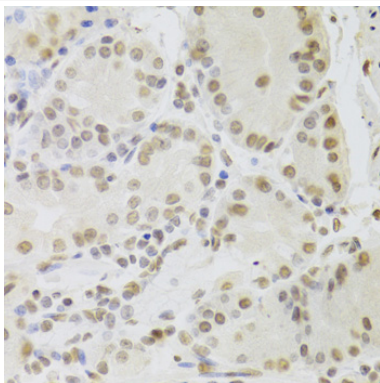
## Description

Product Name	RUVBL1 Antibody
Host Species	Rabbit
Clonality	Polyclonal
Purification	Antibodies were purified by affinity purification using immunogen.
Applications	WB,IHC,IF
Species Reactivity	Human,Mouse
Specificity	The antibody detects endogenous level of total RUVBL1 protein.
Immunogen Type	Recombinant Protein
Immunogen Description	Recombinant protein of human RUVBL1.
Target Name	RUVBL1
Other Names	RVB1; TIH1; ECP54; TIP49; INO80H
Accession No.	Swiss-Prot:Q9Y265NCBI Gene ID:8607
Uniprot	Q9Y265
GeneID	8607;
SDS-PAGE MW	50KD
Concentration	1.0mg/ml
Formulation	Supplied at 1.0mg/mL in phosphate buffered saline (without Mg <sup>2+</sup> and Ca <sup>2+</sup> ), pH 7.4, 150mM NaCl, 0.02% sodium azide and 50% glycerol.
Storage	Store at -20°C

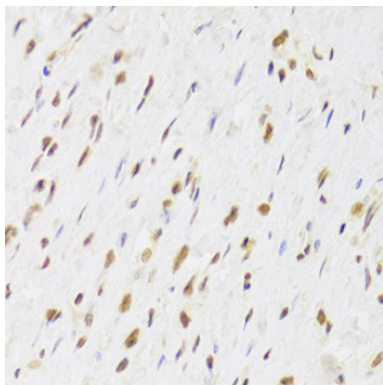
## Application Details

WB 1:500 - 1:2000 IHC 1:50 - 1:200 IF 1:20 - 1:50

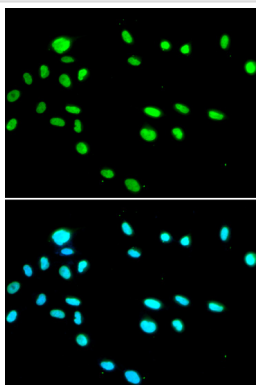
## Images



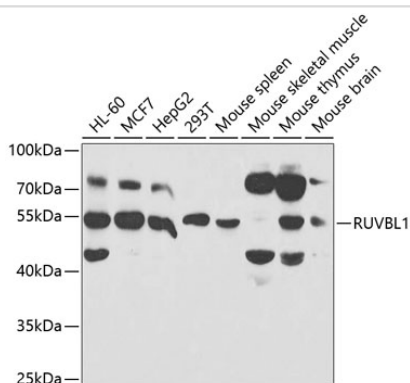
Immunohistochemistry of paraffin-embedded human stomach using RUVBL1 at dilution of 1:100 (40x lens).



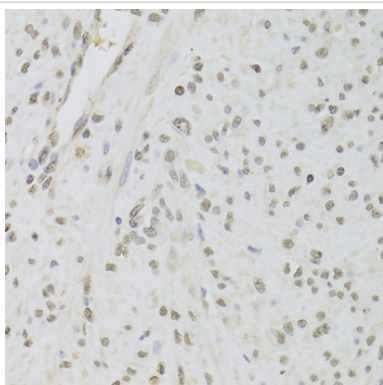
Immunohistochemistry of paraffin-embedded human gastric cancer using RUVBL1 at dilution of 1:100 (40x lens).



Immunofluorescence analysis of A549 cells using RUVBL1 . Blue: DAPI for nuclear staining.



Western blot analysis of extracts of various cell lines, using RUVBL1 at 1:1000 dilution.



Immunohistochemistry of paraffin-embedded human leiomyoma of uterus using RUVBL1 at dilution of 1:100 (40x lens).

## Background

Component of the NuA4 histone acetyltransferase complex which is involved in transcriptional activation of select genes principally by acetylation of nucleosomal histones H4 and H2A. This modification may both alter nucleosome - DNA interactions and promote interaction of the modified histones with other proteins which positively regulate transcription. This complex may be required for the activation of transcriptional programs associated with oncogene and proto-oncogene mediated growth induction, tumor suppressor mediated growth arrest and replicative senescence, apoptosis, and DNA repair. The NuA4 complex ATPase and helicase activities seem to be, at least in part, contributed by the association of RUVBL1 and RUVBL2 with EP400. NuA4 may also play a direct role in DNA repair when recruited to sites of DNA damage. Component of a SWR1-like complex that specifically mediates the removal of histone H2A.Z/H2AFZ from the nucleosome.

---

Note: This product is for in vitro research use only