

CALR Antibody

Catalog No: #33733

Package Size: #33733-1 50ul #33733-2 100ul

Orders: order@signalwayantibody.com

Support: tech@signalwayantibody.com

Description

Product Name	CALR Antibody
Host Species	Rabbit
Clonality	Polyclonal
Purification	The antibody was affinity-purified from rabbit antiserum by affinity-chromatography using epitope-specific immunogen.
Applications	WB IHC IF
Species Reactivity	Hu Ms Rt
Specificity	The antibody detects endogenous levels of total CALR protein.
Immunogen Type	Peptide
Immunogen Description	Synthesized peptide derived from internal of human CALR.
Target Name	CALR
Other Names	CALR; CRP55; CRTC; Calreticulin precursor; ERp60
Accession No.	Swiss-Prot: P27797NCBI Gene ID: 811
Uniprot	P27797
GeneID	811;
SDS-PAGE MW	48kd
Concentration	1.0mg/ml
Formulation	Rabbit IgG in phosphate buffered saline (without Mg ²⁺ and Ca ²⁺), pH 7.4, 150mM NaCl, 0.02% sodium azide and 50% glycerol.
Storage	Store at -20°C

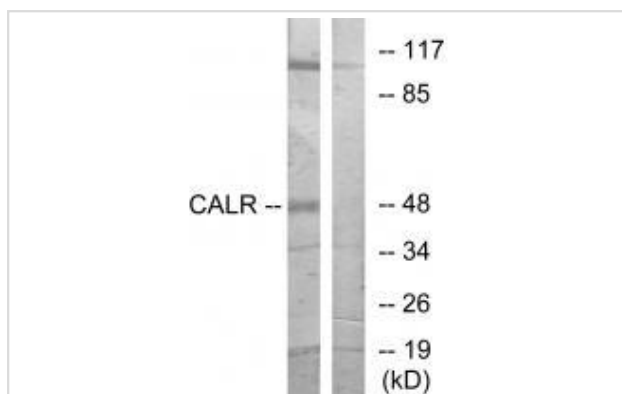
Application Details

Western blotting: 1:500~1:3000

Immunohistochemistry: 1:50~1:100

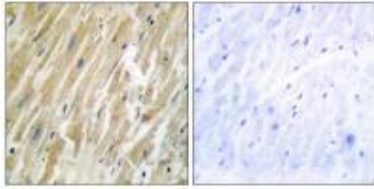
Immunofluorescence: 1:100~1:500

Images

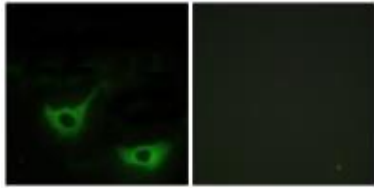


Western blot analysis of extracts from COS-7 cells, using CALR antibody #33733.

Immunohistochemistry analysis of paraffin-embedded human heart tissue using CALR antibody #33733.



Immunofluorescence analysis of NIH/3T3 cells, using CALR antibody #33733.



Background

Calcium-binding chaperone that promotes folding, oligomeric assembly and quality control in the endoplasmic reticulum (ER) via the calreticulin/calnexin cycle. This lectin interacts transiently with almost all of the monoglucosylated glycoproteins that are synthesized in the ER. Interacts with the DNA-binding domain of NR3C1 and mediates its nuclear export. Involved in maternal gene expression regulation. May participate in oocyte maturation via the regulation of calcium homeostasis. By similarity.

McCauliffe D.P., J. Clin. Invest. 85:1379-1391(1990).

Rokeach L.A., J. Immunol. 147:3031-3039(1991).

McCauliffe D.P., J. Biol. Chem. 267:2557-2562(1992).

Note: This product is for in vitro research use only