

## ribosome binding protein 1 antibody

Catalog No: #22033

Orders: order@signalwayantibody.com

Support: tech@signalwayantibody.com

## Description

Product Name	ribosome binding protein 1 antibody
Host Species	Rabbit
Clonality	Polyclonal
Purification	Purified by antigen-affinity chromatography.
Applications	WB IHC IF
Species Reactivity	Hu
Immunogen Type	Recombinant protein
Immunogen Description	Recombinant protein fragment contain a sequence corresponding to a region within amino acids 750 and 957 of ribosome binding protein 1
Target Name	ribosome binding protein 1
Accession No.	Swiss-Prot:Q9P2E9Gene ID:6238
Uniprot	Q9P2E9
GeneID	6238;
Concentration	1mg/ml
Formulation	Supplied in 1XPBS, 40% Glycerol (pH7.0). 0.01% Thimerosal was added as a preservative.
Storage	Store at -20°C for long term preservation (recommended). Store at 4°C for short term use.

## Application Details


Predicted MW: 109kd

Western blotting: 1:500-1:3000

Immunohistochemistry: 1:50-1:500

Immunofluorescence: 1:100-1:200

## Images

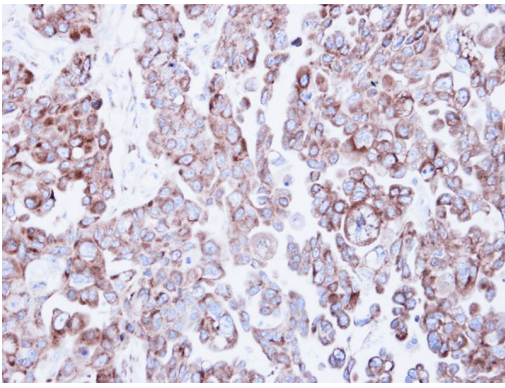


Sample (30 ug of whole cell lysate)

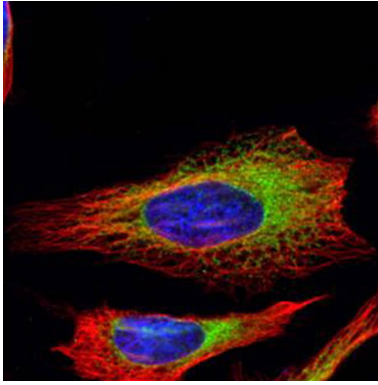
A: Hep G2

7.5% SDS PAGE

Primary antibody diluted at 1: 1000



Immunohistochemical analysis of paraffin-embedded OVCAR3 xenograft, using Ribosome binding protein 1 antibody at 1: 500 dilution.



Confocal immunofluorescence analysis (Olympus FV10i) of methanol-fixed HeLa, using Ribosome binding protein 1 antibody (Green) at 1: 500 dilution and alpha-tubulin antibody (Red) at 1: 2500.

## Background

Analysis of cDNA clones indicates that ribosome binding protein 1 may exist in different forms due to removal of tandem repeats, or partial intraexonic splicing of RRBP1. The form presented here is lacking the canine p180 ribosome-binding domain, NQGKKAEGAQ, which is tandemly repeated close to the N-terminus in other forms that haven't been fully characterized. RRBP1 has been excluded as a candidate gene in the cause of Alagille syndrome. Alternate splicing results in multiple transcript variants. [provided by RefSeq]

Note: This product is for in vitro research use only