

## cyclin T2 antibody

Catalog No: #22098

Orders: order@signalwayantibody.com

Support: tech@signalwayantibody.com

## Description

Product Name	cyclin T2 antibody
Host Species	Rabbit
Clonality	Polyclonal
Purification	Purified by antigen-affinity chromatography.
Applications	WB IHC IF
Species Reactivity	Hu
Immunogen Type	Recombinant protein
Immunogen Description	Recombinant protein fragment contain a sequence corresponding to a region within amino acids 497 and 707 of cyclin T2
Target Name	cyclin T2
Accession No.	Swiss-Prot:O60583Gene ID:905
Uniprot	O60583
GeneID	905;
Concentration	0.5mg/ml
Formulation	Supplied in 0.1M Tris-buffered saline with 10% Glycerol (pH7.0). 0.01% Thimerosal was added as a preservative.
Storage	Store at -20°C for long term preservation (recommended). Store at 4°C for short term use.

## Application Details

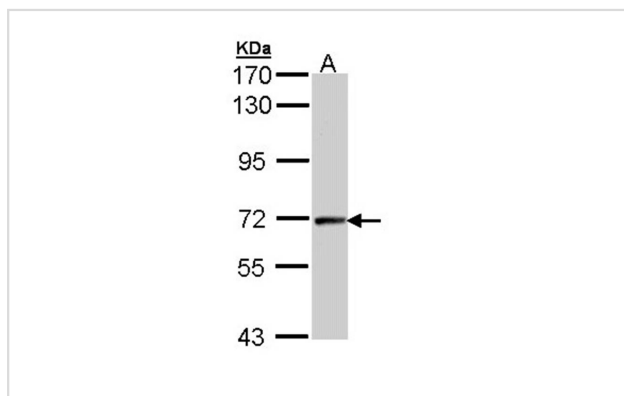
Predicted MW: 81kd

Western blotting: 1:500-1:3000

Immunohistochemistry: 1:100-1:250

Immunofluorescence: 1:100-1:200

## Images

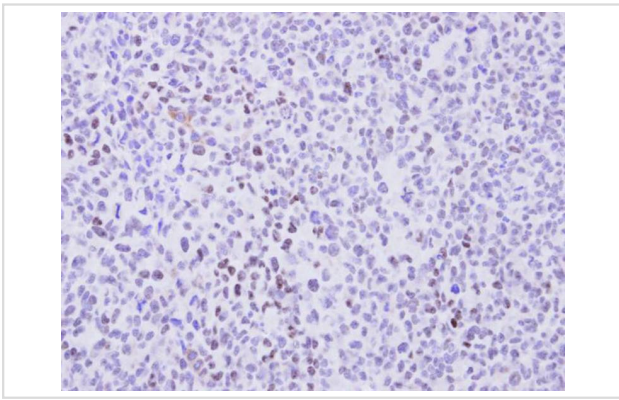


Sample (30 ug of whole cell lysate)

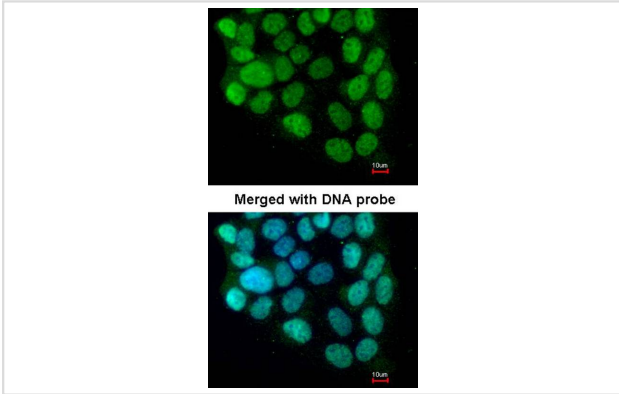
A: Hep G2

7.5% SDS PAGE

Primary antibody diluted at 1: 1000



Immunohistochemical analysis of paraffin-embedded H1299 Xenograft, using cyclin T2 antibody at 1: 100 dilution.



Immunofluorescence analysis of paraformaldehyde-fixed A431, using cyclin T2 antibody at 1: 200 dilution.

## Background

The protein encoded by this gene belongs to the highly conserved cyclin family, whose members are characterized by a dramatic periodicity in protein abundance through the cell cycle. Cyclins function as regulators of CDK kinases. Different cyclins exhibit distinct expression and degradation patterns which contribute to the temporal coordination of each mitotic event. This cyclin and its kinase partner CDK9 were found to be subunits of the transcription elongation factor p-TEFb. The p-TEFb complex containing this cyclin was reported to interact with, and act as a negative regulator of human immunodeficiency virus type 1 (HIV-1) Tat protein. Two alternatively spliced transcript variants, which encode distinct isoforms, have been described. [provided by RefSeq]

Note: This product is for in vitro research use only